

INSTALLATION SPECIFICATION SHEET

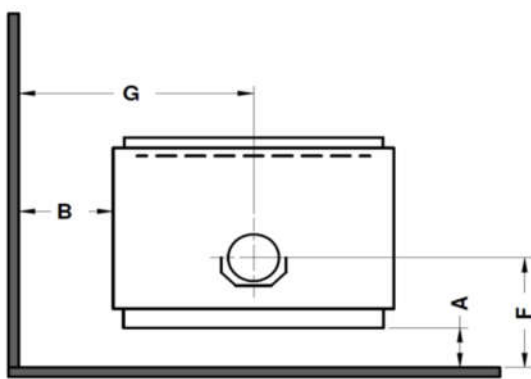
These instructions must be used in conjunction with the 'General Installation Instructions' for Masport wood fires.

CLEARANCE REQUIREMENTS

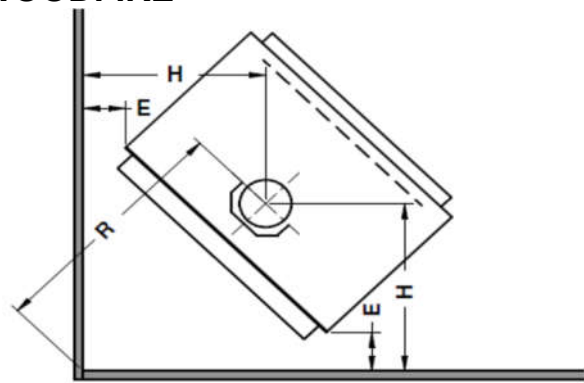
This fire has been tested and complies to the Australian/New Zealand Standard AS/NZS 2918:2001 and all installations must be in accordance with the minimum clearances to combustibles indicated in these instructions.

The minimum clearances to combustibles may be reduced if the combustible walls are shielded with an approved non-combustable material. Details of suitable materials and appropriate clearance reduction factors are present in Section 3 of AS/NZS 2918:2001.

POSITIONING YOUR FREE-STANDING WOODFIRE



PARALLEL INSTALLATION



CORNER INSTALLATION

NEW ZEALAND

MINIMUM DISTANCES TO HEAT SENSITIVE WALLS (mm)

MODEL	FLUE SYSTEM & FLUE SHIELD	A	B	E	F	G	H	R§
R5000L/R5000P (SW) (Dry/Wet/Fan/Rural)	MASPORT FLUE + MASPORT DOUBLE SKIN SHIELD + TOP FLUE DIVERTER PLATE	128	200	85	324	550	441	624

AUSTRALIA

MINIMUM DISTANCES TO HEAT SENSITIVE WALLS (mm)

MODEL	FLUE SYSTEM & FLUE SHIELD	A	B	E	F	G	H	R§
R5000L/R5000P (HW) (Dry / Fan)	FLOMET UNIVERSAL FLUE SYSTEM	188	280	150	384	630	506	716
	FLOMET FLUE + MASPORT DOUBLE SKIN SHIELD + TOP DIVERTER PLATE	124	280	120	320	630	476	674
	AIR-GROUP SPECIAL INSULATED FLUE KIT WITH TOP DIVERTER PLATE *	125	395	155	321	745	511	723

§ Valid only when the room walls are at 90° to each other.

‡ Note: Clearances are for fire hazard only. For durability of finishes or surfaces you should contact the relevant manufacturer for their specification. Masport accepts no responsibility for the deterioration of surfaces or finishes.

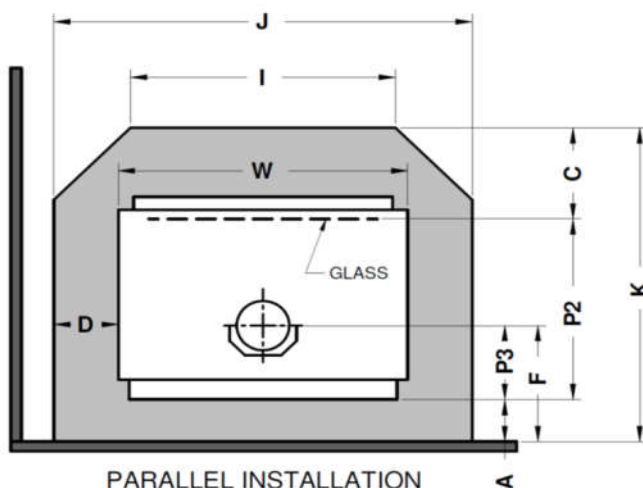
* Air-Group Special Insulated Flue Kit is same as AHD Special Insulated Flue Kit

PRT. NO. 583268

DATE: 03.03.2021

FLOOR PROTECTOR (Hearth) REQUIREMENTS PARALLEL INSTALLATION

MINIMUM FLOOR PROTECTOR DIMENSIONS IN mm



DIMENSIONS IN THE TABLE ARE VALID ONLY WHEN THE FIRE IS EXACTLY AT ITS MINIMUM ALLOWABLE WALL CLEARANCE.

NEW ZEALAND

MODEL	Flue Shield	Floor Protector height	A#	C#	D	F	I	J	K#	P2	P3	W	Floor Protector Type Ø
R5000L/R5000P (SW) (Dry/Wet/Fan/Rural)	LDS	ANY	128	300	100	324	522	900	968	540	196	700	AFP

LDS = MASPORT / LOGAIRE DOUBLE SKIN SHIELD 1200mm HIGH + TOP DIVERTER PLATE

AFP = ASH FLOOR PROTECTOR

AUSTRALIA - ALL WITH FLUE HEATSHIELD

MODEL	Flue Shield	Floor Protector height	A#	C#	D	F	I	J	K#	P2	P3	W	Floor Protector Type Ø
R5000L/R5000P (HW) (Dry / Fan)	FUF	ANY	188	300	100	384	600	900	1028	540	196	700	AFP
	FUL	ANY	124	300	100	320	600	900	964	540	196	700	AFP
	AGA	ANY	125	300	100	321	600	900	965	540	196	700	AFP

FUF = FLOMET UNIVERSAL FLUE SYSTEM

FUL = FLOMET UNIVERSAL FLUE + MASPORT DOUBLE FLUE SHIELD + TOP DIVERTER PLATE

AGA = AIR GROUP / AHD SPECIAL INSULATED FLUE KIT + 900mm S/S REFLECTOR SHIELD + TOP DIVERTER PLATE

AFP = ASH FLOOR PROTECTOR

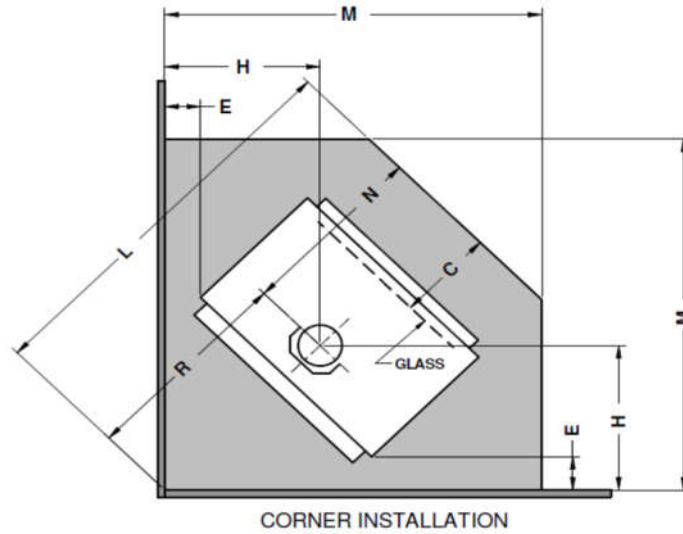
Ø for minimum constructional requirements see general installation instructions.

Valid only when the fire is exactly at its minimum allowable wall clearance.

NOTE: Where a fan is being fitted, you may prefer to increase the 'A' dimension to 100 mm to provide easier access for servicing. If so, the amount you add to 'A' to bring it to 100 mm must also be added to the 'C' and 'S' dimensions.

FLOOR PROTECTORS (Hearth) REQUIREMENTS CORNER INSTALLATION

MINIMUM FLOOR PROTECTOR DIMENSIONS IN mm



DIMENSIONS IN THE TABLE ARE VALID ONLY WHEN THE FIRE IS EXACTLY AT ITS MINIMUM ALLOWABLE WALL CLEARANCE.

NEW ZEALAND

MODEL	Flue Shield	Floor Protector Distance above Floor	C	E	H#	L#	M#	N	R#	FLOOR PROTECTOR TYPE
R5000L/R5000P (SW) (Dry/Wet/Fan/Rural)	LDS	ANY	300	85	44	1268	1109	644	624	ASH

LDS = MASPORT / LOGAIRE DOUBLE SKIN SHIELD 1200mm HIGH + TOP DIVERTER PLATE

AFP = ASH FLOOR PROTECTOR

AUSTRALIA

MODEL	Flue Shield	Floor Protector Distance above Floor	C	E	H#	L#	M#	N	R#	FLOOR PROTECTOR TYPE
R5000L/R5000P (HW) (Dry / Fan)										
	FUF	ANY	300	150	506	1360	1174	644	716	ASH
	FUL	ANY	300	120	476	1318	1144	644	674	ASH
	AGA	ANY	300	155	511	1367	1179	644	723	ASH

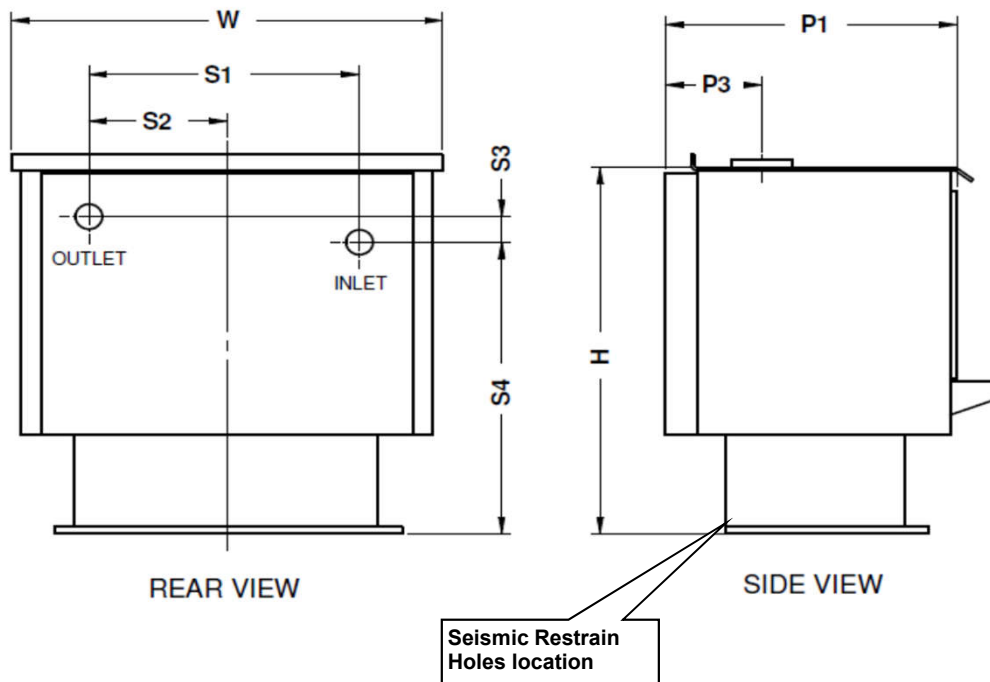
FUF = FLOMET UNIVERSAL FLUE SYSTEM

FUL = FLOMET UNIVERSAL FLUE+MASPORT DOUBLE FLUE SHIELD+TOP DIVERTER PLATE

AGA = AIR GROUP / AHD SPECIAL INSULATED FLUE KIT + 900mm S/S REFLECTOR SHIELD WITH TOP DIVERTER PLATE

AFP = ASH FLOOR PROTECTOR

FREE STANDING FIRE DIMENSIONS

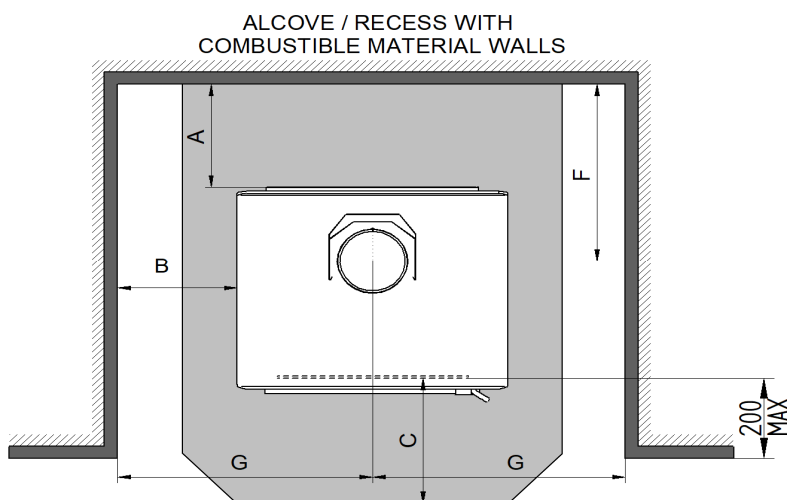


MODEL	P1	P3	H	W	S1	S2	S3	S4
R5000L or R5000P (NZ, AU & NZ Rural)	576	196	720	700	340	170	20	587

Seismic Restrain - In New Zealand and some part of Australia, it is required that the wood fire and floor protector are secured to prevent shifting in the event of an earthquake. This is best done by fastening the wood fire right through the protector to the floor, using two screws not less than 12 guage or the equivalent size of coach bolts or toggle fasteners.

R5000 Installation in Alcove/Recess situation

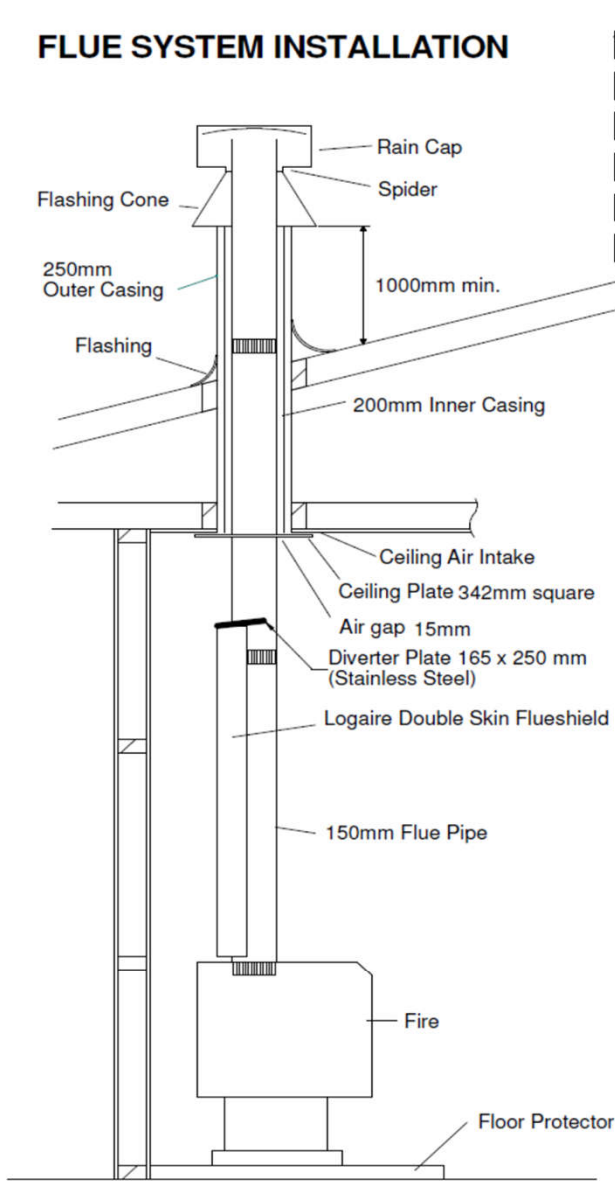
R5000 burner models have been tested for alcove (recess) made of combustibile material and complies as per safety standard AS/NZS 2918:2001



Note –
Refer table on Page 1 for dimension
- The Ceiling height must be minimum 2400mm

THIS FLUE INSTALLATION DIAGRAM BELOW IS VALID FOR NZ INSTALLATIONS ONLY. FOR INSTALLATIONS IN AU PLEASE REFER TO SPECIFIC FLUE INSTALLATION SPECIFICATIONS SUPPLIED BY FLUE MANUFACTURER.

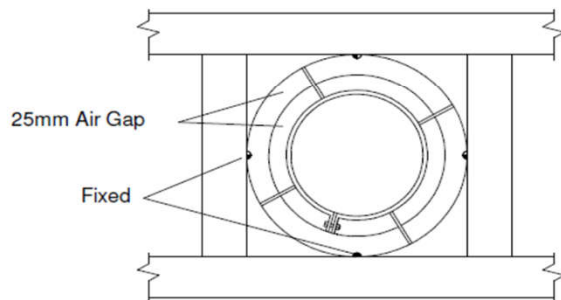
FLUE SYSTEM INSTALLATION



Installation shown complies with AS/NZS 2918:2001. If a flue exits out of the roof within 3 meters from the ridge, the outer shield height shall be not less than 600mm above the ridge. If the flue exits further than 3 meters out from the roof ridge then it must project at least 1000mm above roof penetration. This dimension may need increasing to ensure that the top of the flue is at least 3 meters away from the roof or other obstructions when measured horizontally.

The flue pipe shall extend not less than 4.6m above the top of the floor protector. Due to factors such as roof pitch, predominant winds, nearby obstructions (ie. trees, buildings), and fire placement, flue lengths and hats/cowls may vary.

CEILING PENETRATION PLAN



Above plan valid is only for manufactured by Glen Dimplex Australasia or Sheetmetal Fabricated Products Ltd, Auckland, New Zealand. For other products, use specific flue installation specifications supplied by the manufacturer.

FLUE SYSTEM INSTALLATION 150mm